

# StockSnips

Transforming the world of investing with AI.

# Our Big Idea.

Investor Sentiment drives stock prices in the short term.



## What did we do about it?

Created the first continuous quantitative measure of Investor Sentiment derived from financial news media stories.

---

## What is our MVP?

Active, AI-powered Model Portfolios and ETFs using a proprietary AI Platform and unique Investor Sentiment Signal.

---

# About us.

Founded by leading AI & Data Science experts, StockSnips, headquartered in Pittsburgh, is a Delaware C Corporation and an SEC registered Investment Advisor providing **active, AI-powered model portfolios & ETFs.**

---

## Mission

To power the future of investing by providing active, AI-powered portfolios & ETFs that leverage proprietary investor sentiment signals derived from large volumes of financial news stories. A unique blend of proprietary AI technology lends an efficient platform that uniquely combines the most advanced Natural Language Processing, Data Science and Neural Networks to serve the emerging needs of investors.

## Vision

Empowering investors with high-performing, adaptive, active strategies through advanced AI technology.

---

# Who we are?

StockSnips has expanded their leadership team & demonstrates vast experience in growing successful startups. The team possesses mature technical experience, with deep specialization in AI, Machine Learning, and Natural Language Processing capabilities. Combined with demonstrated skills & abilities in Sales & Marketing, StockSnips team is nimble and disruptive.

**RAVI KOKA**



**CEO & Founder**

[Read Bio](#)

**VIV PENNINTI**



**Co-Founder & Research Advisor**

[Read Bio](#)

**ROBERT LINDENBERG**



**Director, Development & Ops**

[Read Bio](#)

**REBECCA WILDE**



**Managing Director**

[Read Bio](#)

**LEANDRO LOPEZ**



**Sr. Quantitative Analyst**

[Read Bio](#)

**OFFSHORE TEAM**

- 1 Database Engineer
- 1 Data Scientist
- 1 NLP Developer




# What is our Technology Moat?

What sets us apart from competition?

## The 3 Pillars of Our IP.

StockSnips AI technology and platform has significant moat, with over 8 years of R&D.



### Proprietary NLP Models

leveraging LLMs for the financial domain and 8 years of historical investor sentiment data.

### Memory Sentiment Decay Model

captures the investor behavioral aspects in deriving the signal.

### Deep Machine & Reinforcement Learning

to solve the problems of non-linearity and non-stationarity in stock market data.

# Early **ETF Success?**

Flagship Product, NEWZ ETF, launched on Nasdaq in April.  
Partnerved with ETF Architech (40+ ETFs, 11B+ AUM)

## Resonating Story

- Holdings are uncorrelated with major indices, ex: S&P 500 & Nasdaq
- Lower Drawdowns - we do well during times of volatility.
- An alternative to passive ETFs with high concentration risk.
- Returns > Market

## AI-powered ETFs

- We are one of the first AI-powered ETFs regulated by the SEC.
- Setting the standard for explainable & interpretable AI.
- Thorough understanding of regulatory compliance.

## Adoption

Large Interest

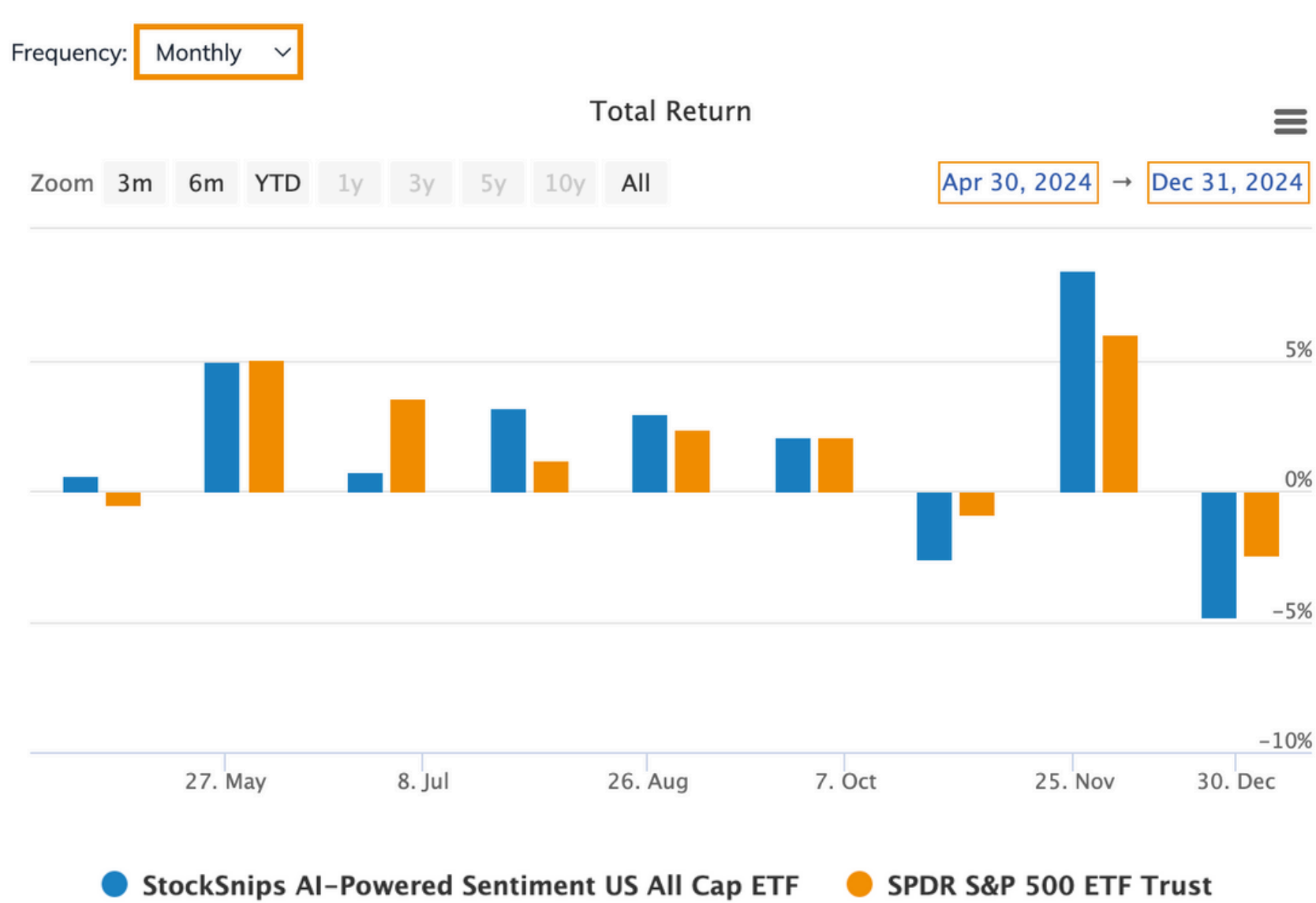
Growing Adoption

Thought Leader



# Early ETF Performance?

The Fund’s investment objective, risks, charges and expenses must be considered prior to investing. Click here for the NEWZ prospectus and SAI. A free hardcopy of any prospectus may be obtained by calling +1.412.452.1220 or visiting [stocksnipsetfs.ai](https://stocksnipsetfs.ai). Read carefully before investing.



# ETF Architect Strategic Partner

- Trading and execution management
  - Regulatory filings and compliance management
  - Daily NAV reconciliation and compliance checks
- Invoice and vendor payment management
  - Dedicated consulting and education
  - Tax Loss Harvesting
- Fund Council & Board of Trustees
  - Industry Oversight
  - Constant communication for StockSnips

AUM	# of Funds	As of Date
\$13,418,603,023	63	01/03/2025

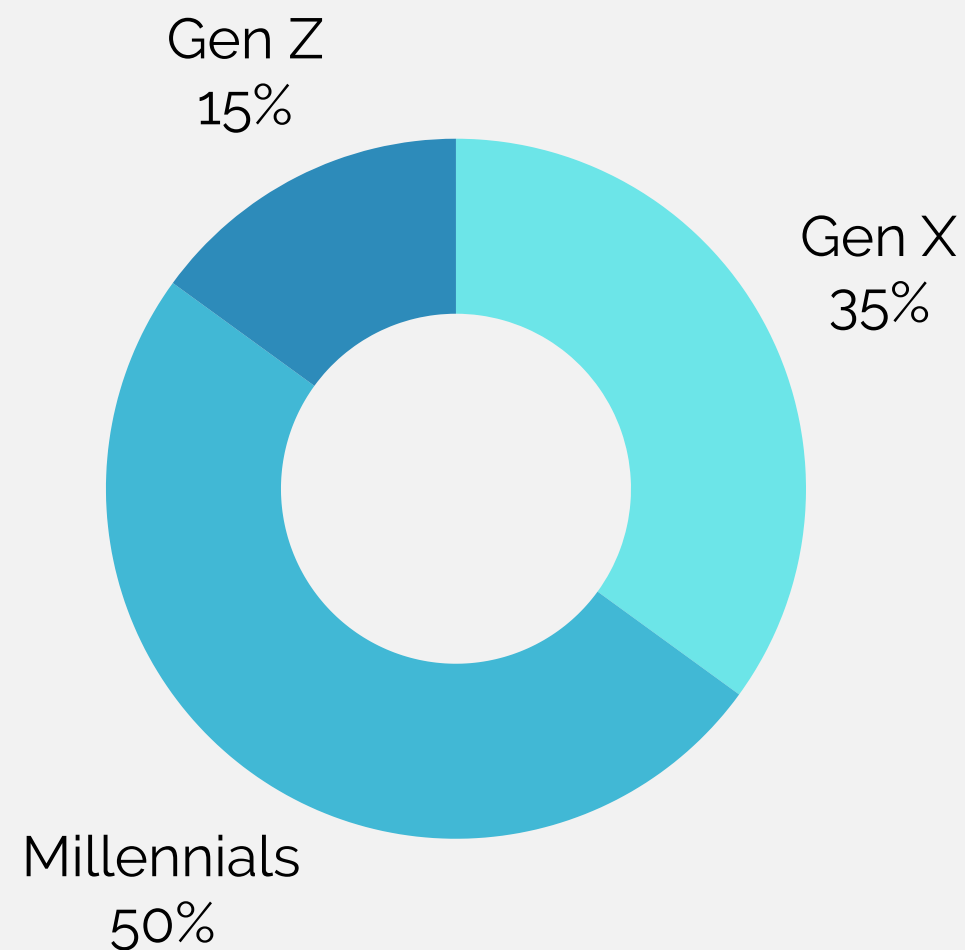
Name / Holdings ▲	Statutory Prospectus ▲	Sponsor Name ▲	Ticker ▲	AUM (\$mm) ▼	Shares ▲	Inception ▲
<a href="#">Alpha Architect 1-3 Month Box ETF</a>	<a href="#">Download</a>	Arin Risk Advisors, LLC	BOXX	4,524.95	41,000,000	12/28/2022
<a href="#">EA Bridgeway Omni Small-Cap Value ETF</a>	<a href="#">Download</a>	Bridgeway Capital Management, LLC	BSVO	1,500.62	69,216,561	12/31/2010
<a href="#">CCM Global Equity ETF</a>	<a href="#">Download</a>	CCM Investment Group, LLC	CCMG	926.21	33,820,000	01/18/2024
<a href="#">Freedom 100 Emerging Market ETF</a>	<a href="#">Download</a>	Life + Liberty Investments, LLC	FRDM	873.67	26,300,000	05/22/2019
<a href="#">Strive 500 ETF</a>	<a href="#">Download</a>	Strive Asset Management, LLC	STRV	779.73	20,410,000	09/15/2022
<a href="#">Bushido Capital US Equity ETF</a>	<a href="#">Download</a>	Sepio Capital, LP	SMRI	398.48	12,655,000	09/14/2023
<a href="#">Alpha Architect U.S. Quantitative Value ETF</a>	<a href="#">Download</a>	Alpha Architect, LLC	QVAL	375.79	8,360,000	10/22/2014
<a href="#">Burney U.S. Factor Rotation ETF</a>	<a href="#">Download</a>	Burney Company, LLC	BRNY	326.89	7,740,000	10/13/2022
<a href="#">Strive U.S. Energy ETF</a>	<a href="#">Download</a>	Strive Asset Management, LLC	DRLL	306.26	11,030,000	08/09/2022
<a href="#">Alpha Architect U.S. Quantitative Momentum ETF</a>	<a href="#">Download</a>	Alpha Architect, LLC	QMOM	304.19	4,640,000	12/02/2015



# What is our Market Opportunity?

The generational wealth transfer over the next 10 years is changing the demographic of Investors & financial advisors – younger and more tech savvy.

## \$70 Trillion Wealth Transfer By 2040



- Wealth Shift - Baby Boomers to Gen X & Millennial's
- Changing demographics to Tech Savvy & AI adoption
- 70% of Financial advisors retiring in the next decade

This generation's focus on sustainable and tech-driven investments is likely to influence wealth management trends.

## Biggest asset shifts (2019–2022)

↑ Boomers:  
+\$9.9T

Gen X:  
+\$4.3T

Millennials:  
+\$3.5T

↑ HNW:  
+\$7.6T

UHNW:  
+\$7.4T

# What is our Market Opportunity?

AI Powered and data driven active strategies will be a major growth area given AI's ability to deal with constantly changing market patterns.

Active ETF Adoption

**>20%**

Annual Growth Rate  
since 2019

AI-powered  
Financial Products

**36.6%**

CAGR through 2030

Active ETFs account for

**7-8%**

of the overall ETF Market  
**14.5T in US Dollars**

# What is our Market Opportunity?

Current AI-enhanced ETF Landscape is nascent with 11 ETFs and <\$1B AUM but AI-powered Financial Products are expected to reach a market value of **\$811.75 billion by 2030**.

Reference		Key Stats	
Ticker	Name	AUM ↓	Exp Ratio
<input type="text"/>	<input type="text"/>	<input type="text"/>	<input type="text"/>
Total:		\$909M	0.77%
<a href="#">AIVL</a>	WisdomTree U.S. AI Enhanced Value Fund	\$380M	0.38%
<a href="#">ECML</a>	Euclidean Fundamental Value ETF	\$170M	0.95%
<a href="#">AIEQ</a>	Amplify AI Powered Equity ETF	\$110M	0.75%
<a href="#">AIVI</a>	WisdomTree International AI Enhanced Value Fund	\$65M	0.58%
<a href="#">BUZZ</a>	VanEck Social Sentiment ETF	\$56M	0.75%
<a href="#">AMOM</a>	QRAFT AI-Enhanced U.S. Large Cap Momentum ETF	\$44M	0.75%
<a href="#">NEWZ</a>	StockSnips AI-Powered Sentiment US All Cap ETF	\$24M	0.65%
<a href="#">LIVR</a>	Intelligent Livermore ETF	\$18M	0.69%
<a href="#">QRFT</a>	QRAFT AI-Enhanced U.S. Large Cap ETF	\$13M	0.75%
<a href="#">DRAI</a>	Draco Evolution AI ETF	\$12M	1.50%
<a href="#">KCAI</a>	KraneShares China Alpha Index ETF	\$11M	0.79%
<a href="#">LQAI</a>	LG QRAFT AI-Powered U.S. Large Cap Core ETF	\$5M	0.75%

Source: ETF Action

# Our Go To Market?

Build Distribution, Product Line-up, and Strategic Partnerships.

**Phase 1:** Focus on Independent Advisors to build momentum and reach \$100M AUM.

**Phase 2:** Expand distribution channels to include major wirehouses such as Morgan Stanley, Raymond James, and UBS, broadening access to a wider investor base.

**Phase 3:** Strategic Partnerships - Collaborate with leading institutional asset managers like Invesco and Franklin Templeton to co-create innovative ETFs, leveraging StockSnips' AI expertise alongside their investment management capabilities.

**Exit Opportunity:** Large market, expert team, advanced technology... strategic acquisition is a likely exit for StockSnips.

---



# Company Stage & Growth?

Traction with RIAs as of 11.20.2024. |

ADVISOR  
CLIENTS

20

Known, across our ETF & SMAs.

ETF  
AUM

24M

in NEWZ ETF.

SMA  
AUM

13M

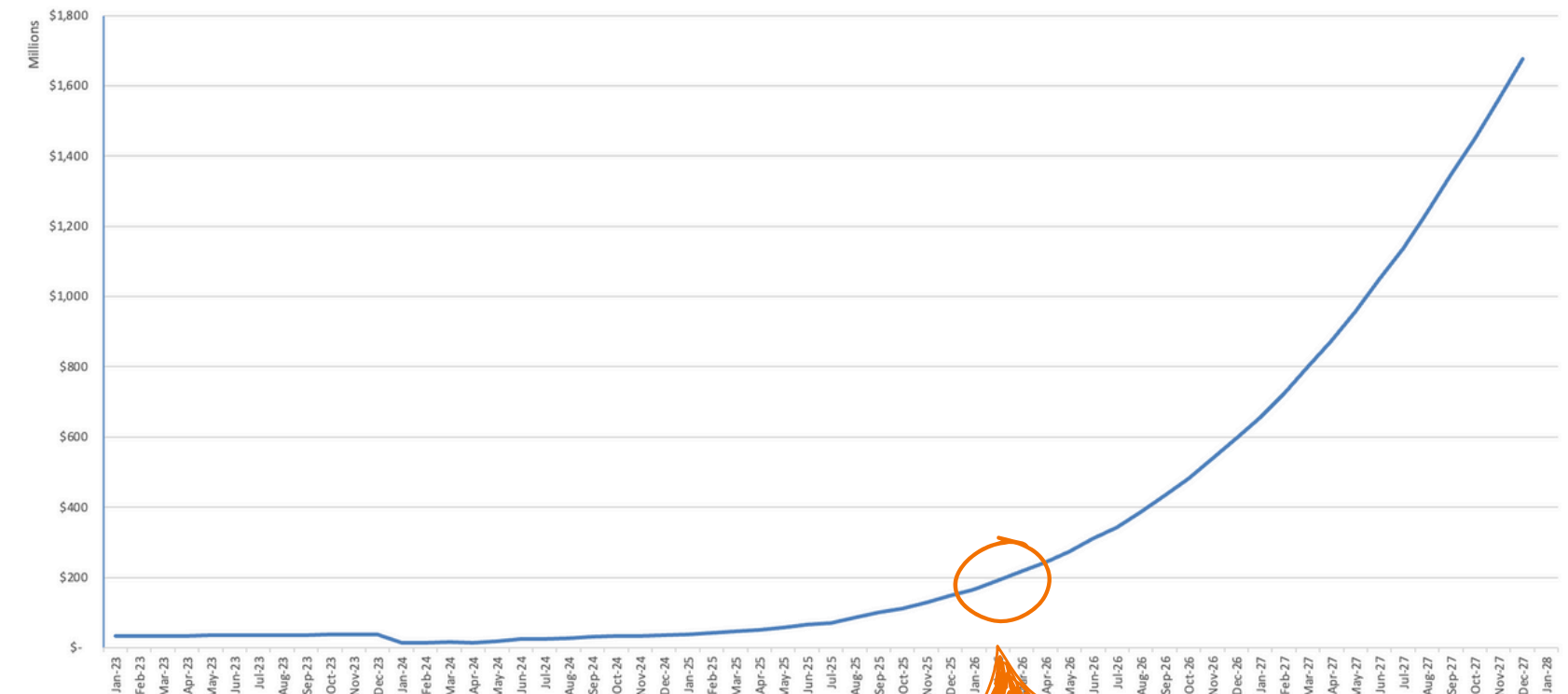
in StockSnips Model Portfolios.

100M  
PIPELINE

350+

warm advisor prospects with  
300B+ in cumulative assets.

Monthly AUM



- 100M **Inflection Point** occurs Dec 2025
- 1.7B **AUM Projection** by Dec 2027
- **Breakeven** will be hit in July 2026
- **Allocation Assumption** is 1% (initial) 2-3% (Y1) 4-5% (Y2) 6% (Y3) of AUM in 3 years.

# Our Use of Funds?

Additional Funding Needed to keep up momentum.


## Required Raise

**Amount:** \$2M

- Provides runway through profitability forecast.

### ETF Expenses

Cover ongoing costs for ETF until breakeven.



### Current Operations

Current Development, Ops & Staff Expenses.



### Increase Sales & Marketing

Promote ETFs & further establish brand for growth into profitability.



# Thank You

**Do you want to partner with us?**

[www.stocksnips.ai](http://www.stocksnips.ai)

**Ravi Koka**

Founder & CEO

[rkoka@stocksnips.net](mailto:rkoka@stocksnips.net)

**Rebecca Wilde**

Managing Director

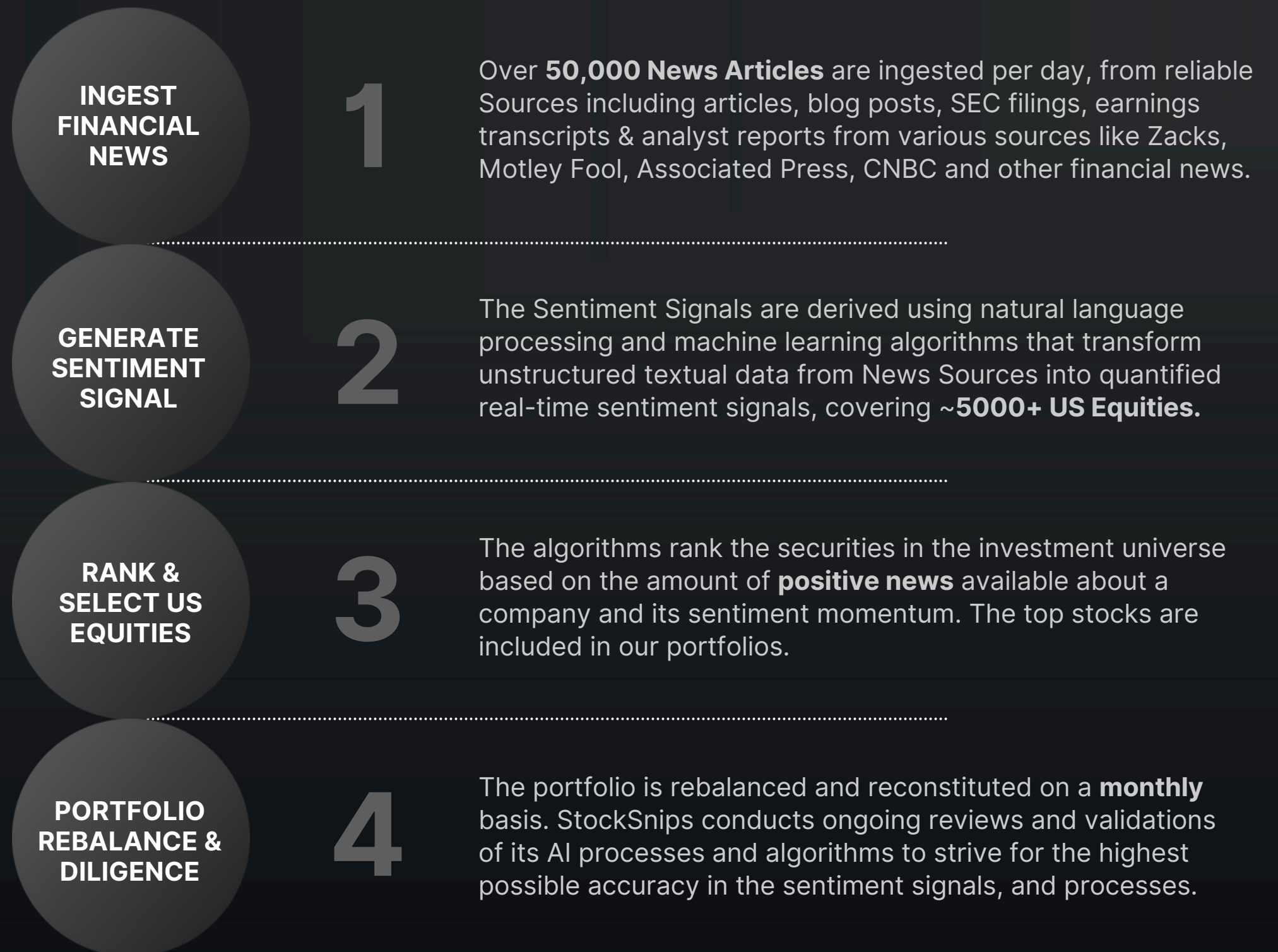
[rebecca@stocksnips.net](mailto:rebecca@stocksnips.net)

# How we do it?

## StockSnips Sentiment Signal: A New Alternative Factor

**"What People Say About Stocks, Drives Price."**

Trained to understand Micro, Macro, & Industry specific content, StockSnips proprietary AI Platform derives Investor Sentiment Signals from News Stories at the individual equity level, measured on a continuous real-time basis. These signals are a trend indicator & while correlated with price momentum, have been proven to be **a lead indicator of price** trends.





# Customer Profile



NAME	RETIRERIGHT	PURSUIT WEALTH MANAGEMENT	LEGEND PRIVATE WEALTH
AGE OF CIO	Early 40's	Mid 40's	Mid 40's
PREFERS ETF/SMA	ETF	ETF / SMA	ETF
LOOKING FOR	Diversified Equities – Consistent Returns	Behavioral Finance Believers & Quants	Alpha Seeking – Technology Approach
PORTFOLIO MANAGEMENT	Outsourced	In-house	Outsourced
LOCATION	Pittsburgh	West Palm Beach	South Carolina
AUM	175M	160M	70M



# Competitive Analysis.

## The AI Buzz

AI-powered ETFs are **rapidly evolving** despite being nascent & early stage. Several new AI ETFs have been introduced recently, with Wisdom Tree & VanEck garnering the most interest due to existing brand & distribution channels. Firms like QRAFT, a South Korean firm backed by Softbank have raised **146M to enhance distribution** & Sales within the USA. StockSnips performance has **outperformed** many existing ETFs in the current landscape.

## Technology Competitors:

- Qraft
- Vise
- Boosted.ai

## ETF Competitors:

- BUZZ (VanEck)
- AMOM (Qraft)
- AIVL (WisdomTree)



# Important Information

Investments involve risk. Principal loss is possible. There is no guarantee that the investment objective of the Fund will be achieved. Redemptions are limited and often commissions are charged on each trade. Unlike mutual funds, ETFs may trade at a premium or discount to their net asset value.

*The Fund's investment objective, risks, charges and expenses must be considered prior to investing. Click here for the NEWZ prospectus and SAI. A free hardcopy of any prospectus may be obtained by calling +1.412.452.1220 or visiting [stocksnipsetfs.ai](https://stocksnipsetfs.ai). Read carefully before investing.*

**AI Model Risk:** The Fund's strategies rely heavily upon artificial intelligence (AI) to derive sentiment signals to guide investment decisions. Due to the unpredictable nature of financial markets, there is no guarantee regarding the accuracy or reliability of AI-derived sentiment signals.

**Large-Capitalization Companies Risk:** Large-capitalization companies may be less able than smaller-capitalization companies to adapt to changing market conditions. Large-capitalization companies may be more mature and subject to more limited growth potential compared with smaller-capitalization companies.

**Small- and Mid-Capitalization Companies Risk:** Investing in securities of small- and mid-capitalization companies involves greater risk than is customarily associated with investing in larger, more established companies. These companies' securities may be more volatile and less liquid than those of established companies.

**Foreign Securities Risk:** Investments in non-U.S. securities involve risks that may not be present with investments in U.S. securities. For example, investments in non-U.S. securities may be subject to risk of loss due to foreign currency fluctuations or to political or economic instability.

**Risk of Investing in Other ETFs:** Because the Fund may invest in other ETFs, the Fund's investment performance is impacted by the investment performance of the selected underlying ETFs. An investment in the Fund is subject to the risks associated with the ETFs that then currently comprise the Fund's portfolio.

**New Fund Risk:** The Fund is a recently organized management investment company with no operating history. As a result, prospective investors have no track record or history on which to base their investment decision.

Other principal risks of investing the Fund include: Machine Learning Risk, Risk of Investing in the U.S., ADR Risk, Investment Risk, Equity Investing Risk, Management Risk, High Portfolio Turnover Risk, and Geopolitical/Natural Disaster Risk. For more detailed information about risks inherent in investing in the Fund, please review the prospectus.

Distributed by Quasar Distributors, LLC