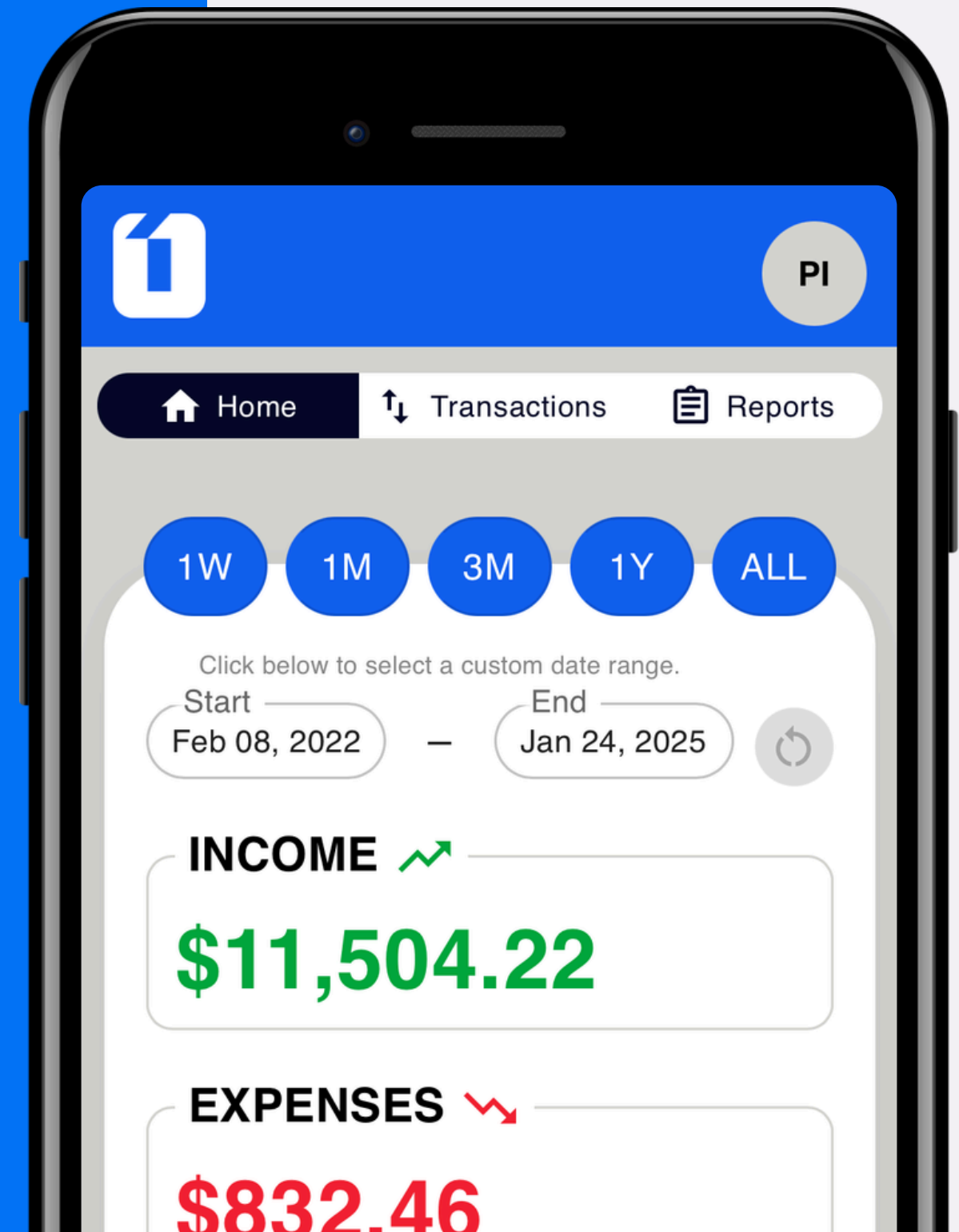


# onebit

A.I Financial Assistant  
for Small Businesses



# THE PROBLEM



50M+ small businesses in U.S.  
and **90%** fail within 3 years!



The average bookkeeper  
costs **60K** a year!

# OUR SOLUTION

## POS Systems



## Bank Accounts



**onebit**

## E-Commerce Platforms



## Credit Cards



# VALUE PROPOSITION

The screenshot shows the home screen of the Onebit mobile app. At the top, there is a blue header with the Onebit logo and a user profile icon labeled 'IN'. Below the header is a navigation bar with three tabs: 'Home', 'Transactions', and 'Reports'. The main content area is divided into two sections: 'Assets' and 'Debts'. The 'Assets' section shows a total of \$4,646.66, with a breakdown of 'Linked Bank Account Cash' at \$4,523.34 and 'Manually Added Cash' at +\$123.32. Below this, there are two progress indicators: 'Linked Bank (%)' at 97.35% and 'Manual Cash (%)' at 2.65%. The 'Debts' section shows a total of \$2,234.34, with a progress bar indicating '\$2.2k used' out of a '\$10k total limit'. Below the progress bar, there are two more indicators: 'Credit Utilization (%)' at 22.34% of total limit and 'Total Credit Left (\$)' at \$7,765.66. The app is designed with a clean, modern aesthetic using a blue and white color palette.

The screenshot displays the 'Reports' section of the app, specifically a 'Profit & Loss' statement for the period from Jan 01, 2025, to Aug 11, 2025. The statement is presented in a clean, card-based layout. The 'Income' is \$16,550, 'Cost of Goods Sold (COGS)' is \$5,800, and 'Operating Expenses' are \$9,433. The 'Net Profit' is highlighted in a green box at \$1,317. At the bottom, there is a summary row showing 'Income: \$16,550.09' and '- COGS: \$5,800'. A blue circular icon with a starburst symbol is located at the bottom right of the report card.

The screenshot shows the 'AI Search' feature of the app. At the top, there is a search bar with the text 'AI Search' and a toggle switch that is currently turned off. Below the search bar is a 'Financial Summary' card. The card has a title 'Financial Summary' and a sub-header 'AI summary of your financial health'. The main content of the summary is: 'Your Business Experienced A Strong Financial Performance Over The Period, With A Significant Amount Of Income Generated. The Peak Periods And Key Drivers Of Income Are Not Specified, But Overall, The Income Was Robust. The Cost Of Goods Sold (COGS) And Operating Expenses Were Well-Managed, Contributing To A Healthy Gross And Net Profit.' The card also features a '46 Credits Available' indicator in the top right corner.

# BUSINESS MODEL

## BASIC

**FREE**

- One Location / User Account
- Expense Management

## PRO PLAN

**\$35** /MO

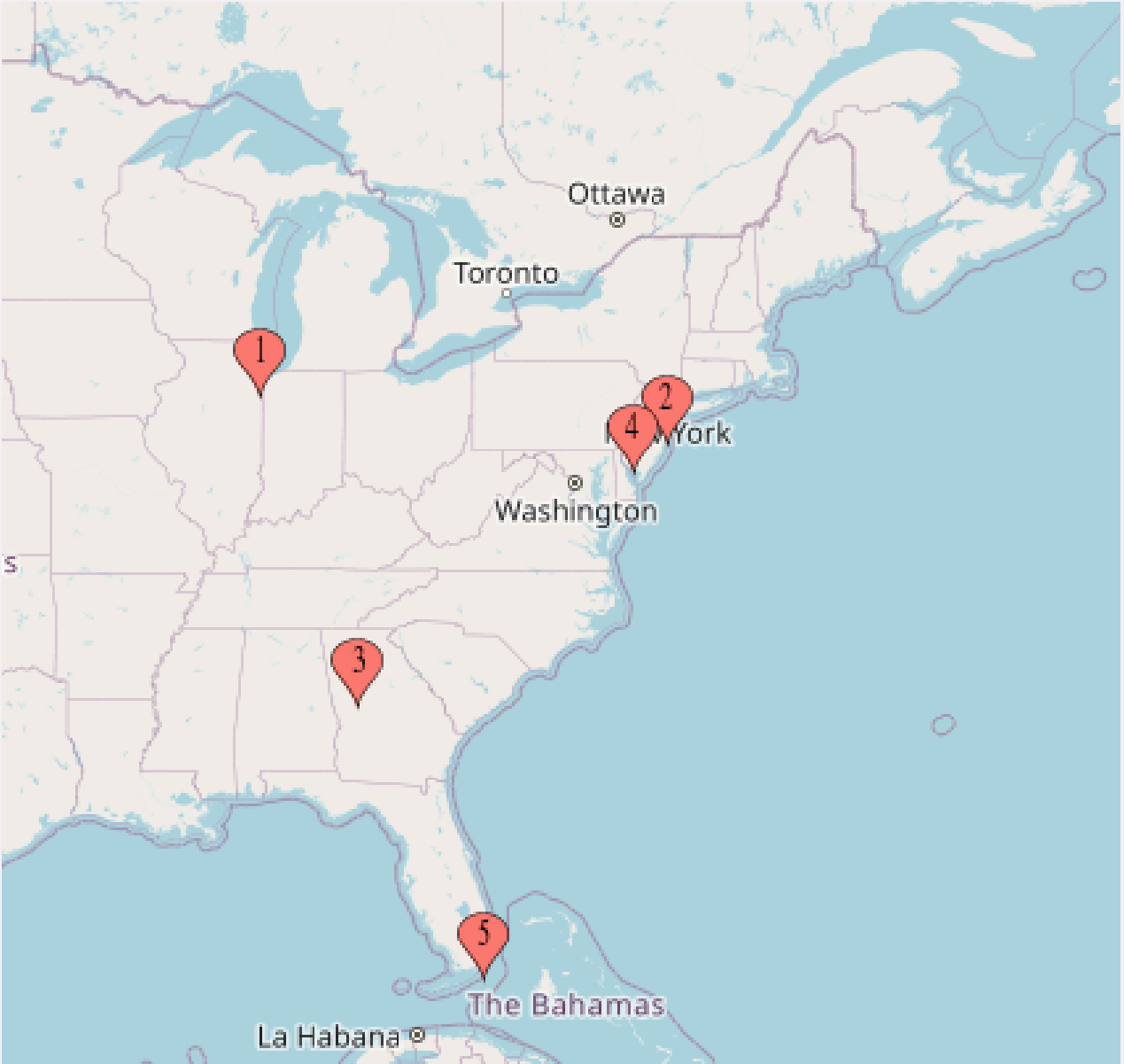
- One Location / Multiple Accounts
- Inventory + Expense
- POS Integrations
- Cash Flow Insights
- P&L Reports

## PLUS PLAN

**\$60+** /MO

- Multiple Locations / Accounts
- Inventory + Expense
- POS Integrations
- Cash Flow Insights
- P&L Reports
- Loyalty & Rewards
- A.I. Financial Assistant

# OUR TRACTION

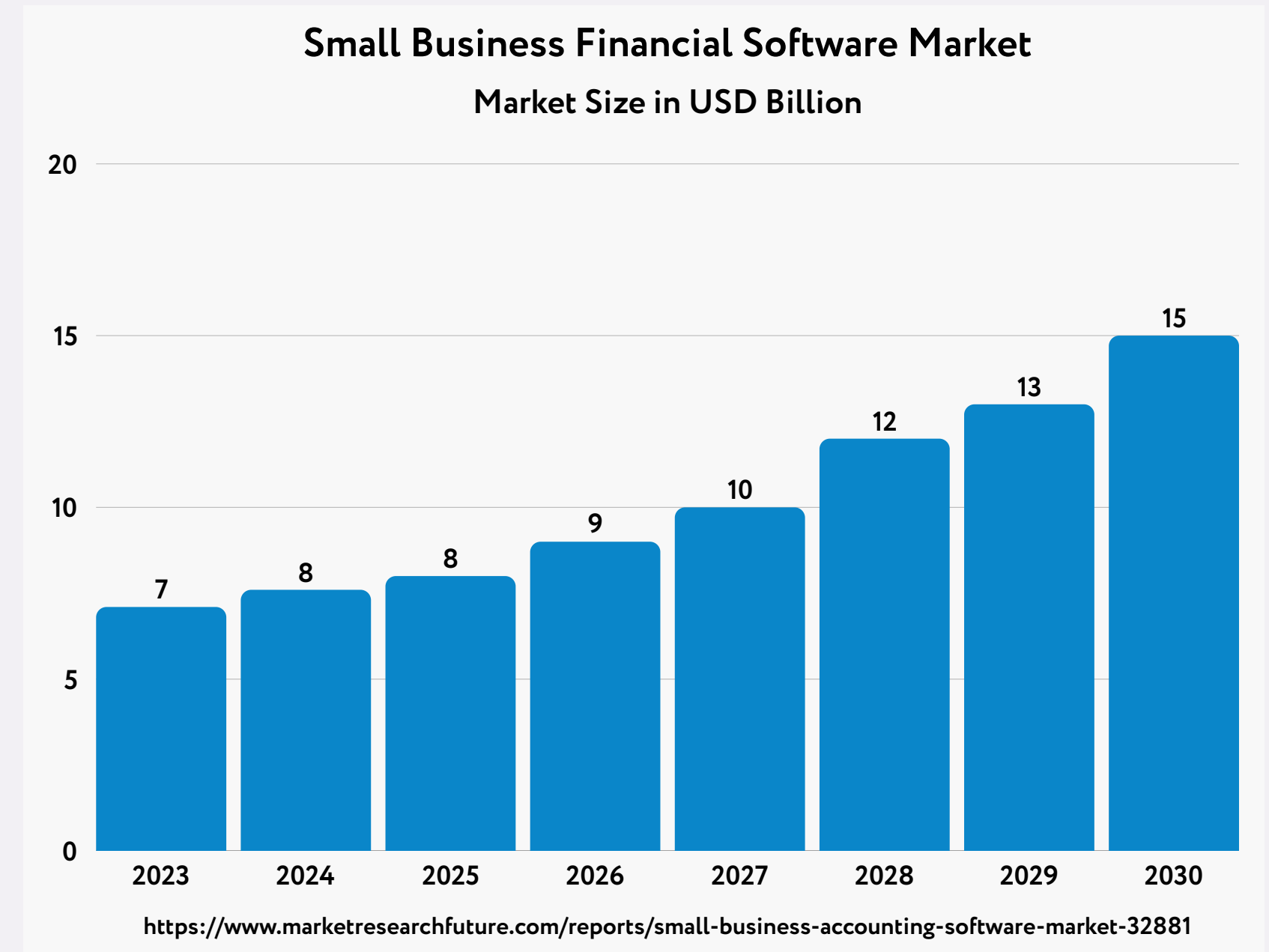
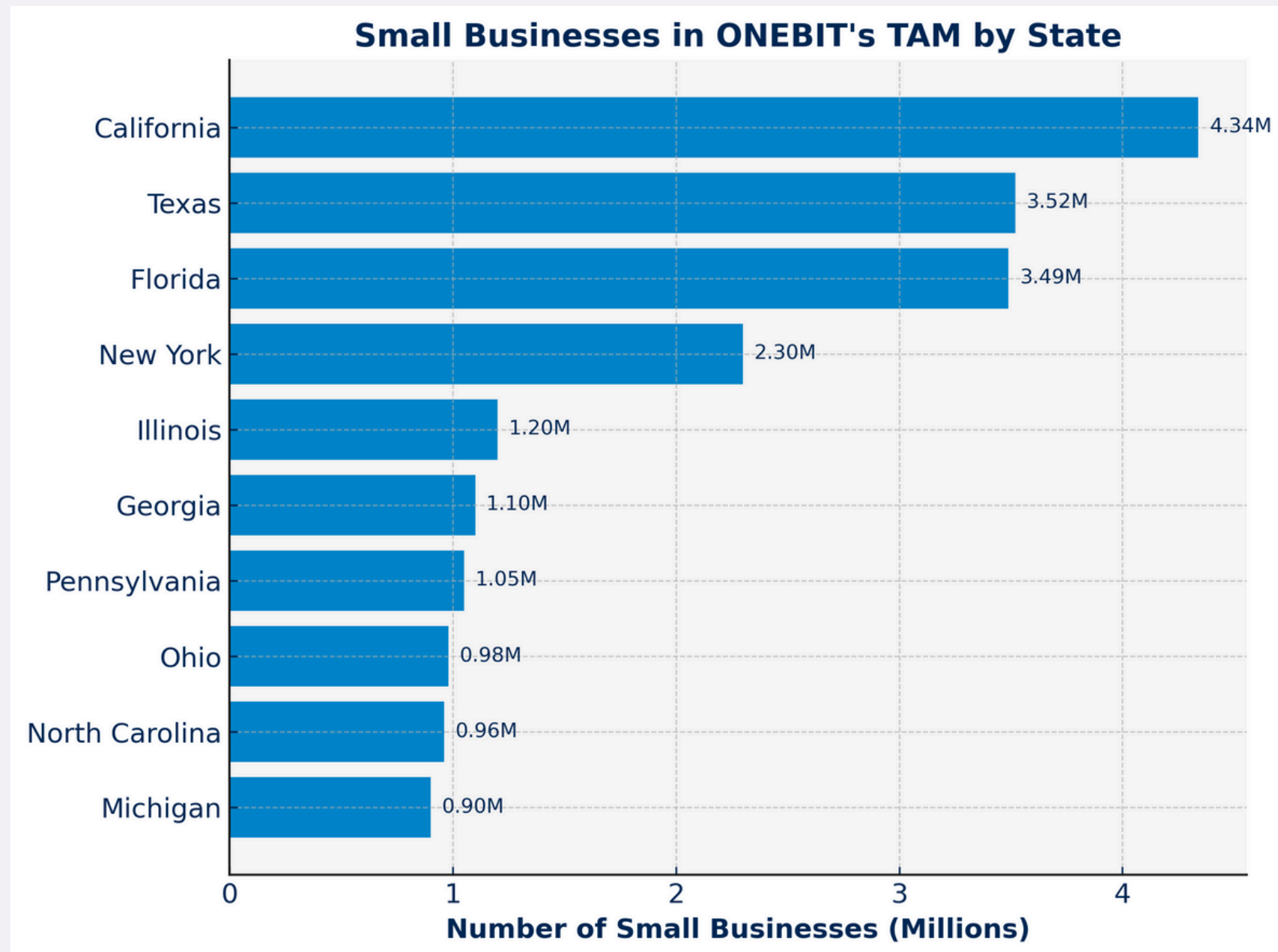


Over **100** local businesses helped across NYC, Miami, Atlanta, and Chicago !

Average **+20%** Profit Increase




# MARKET OPPORTUNITY



**HUGE** market opportunity!

# OUR TEAM



**OMAR HERNANDEZ**  
CEO



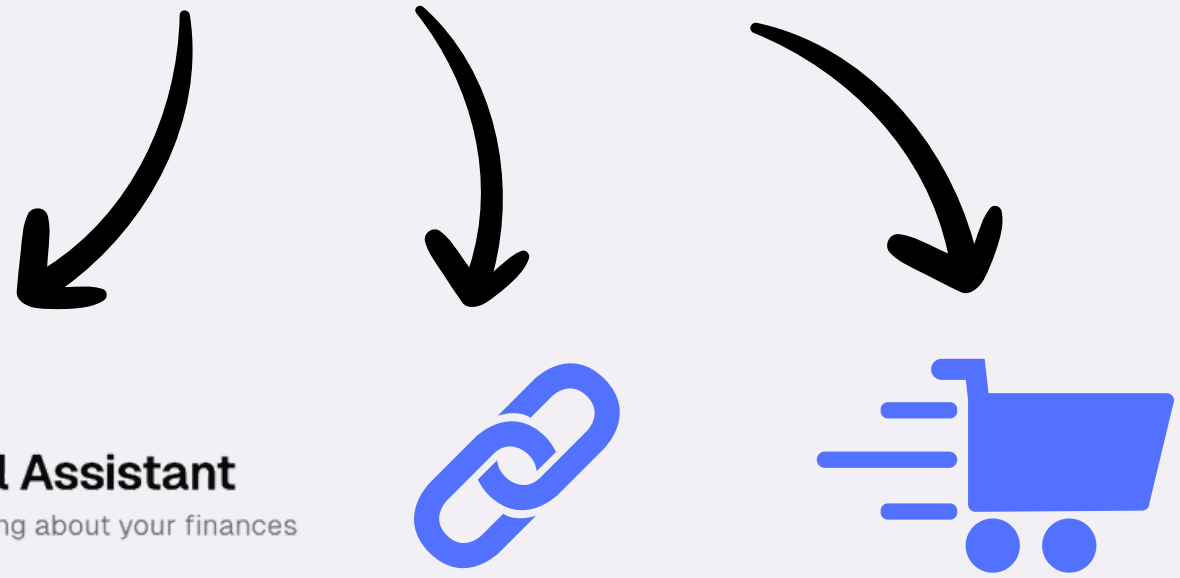
**SEAN HWANG**  
COO




**RON DURAN**  
CTO

# PRODUCT VISION

## Current Features



 **Financial Assistant**  
Ask me anything about your finances

AI solution

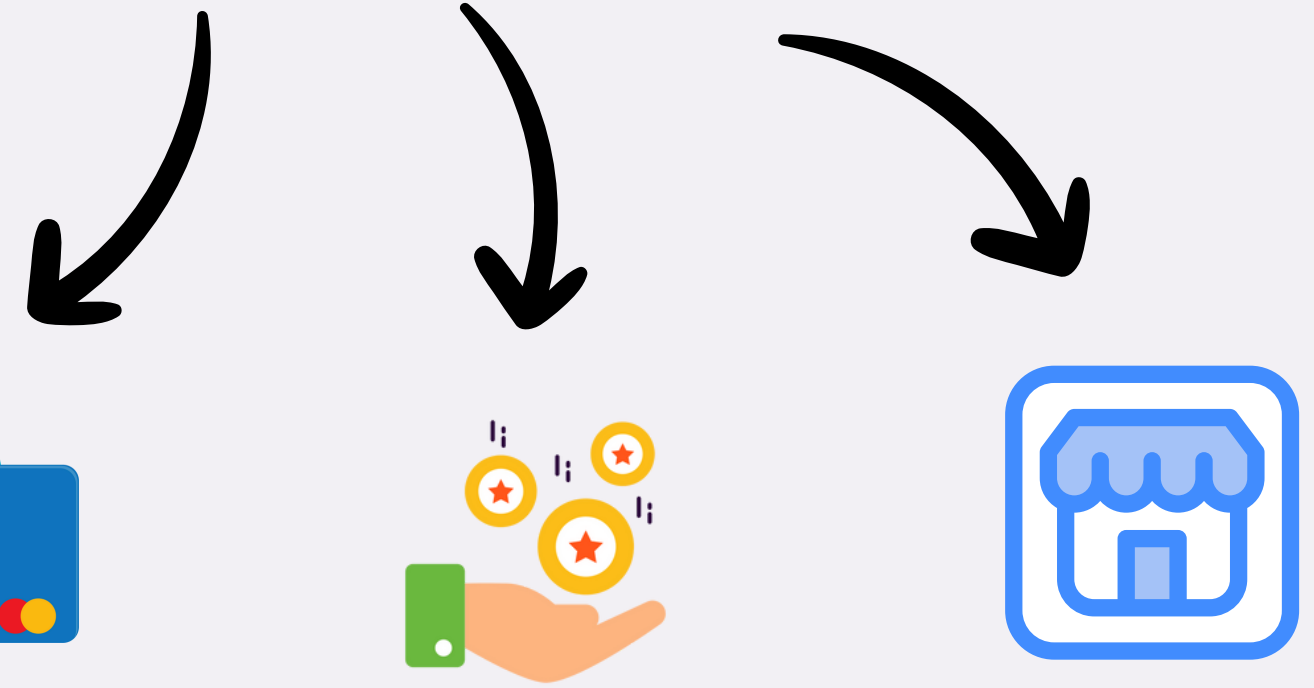


POS integrations



E-commerce

## Upcoming Features



Payment Processing



Rewards & Loyalty



Credit Marketplace

# THANK YOU



Scan QR code to  
Sign Up!

# onebit

A.I Financial Assistant  
for Small Businesses

Backed by:

**Google** for Startups

**MONEY**  
20/20



**onebit**